



design.facilitate.coach.lead.transform.

# ELM Parent Orientation



# When do you work? Where do you work? How are jobs/careers changing?

---

*“The average 34 year-old has worked for 9 companies.”*

Elaine Chao, U.S. Secretary of Labor 2001  
[Report on the American Workforce](#)

## How many graduates will work for themselves?

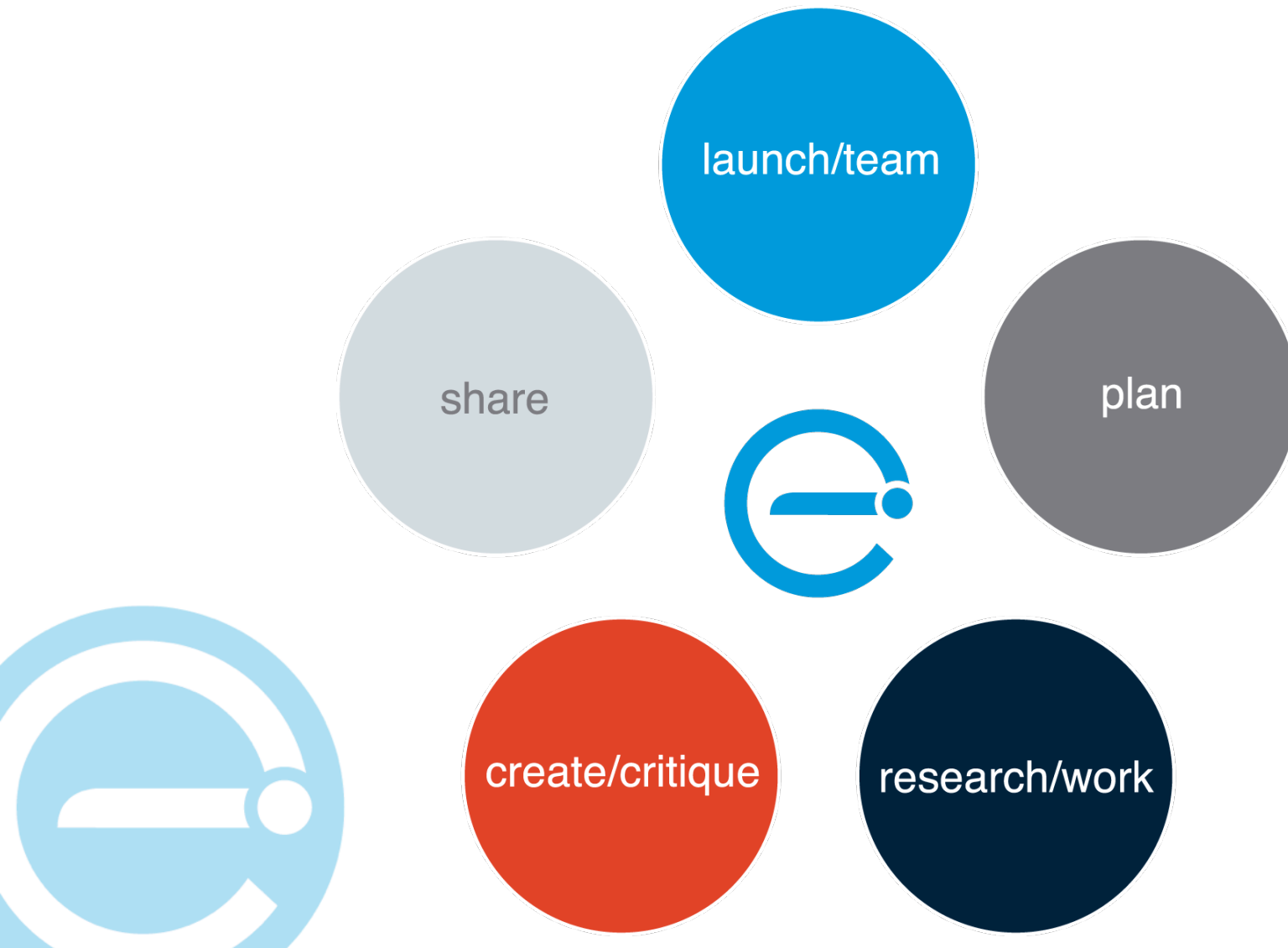
*“80% of today’s 3<sup>rd</sup> graders will be entrepreneurs.”*

Jukes and McCain  
[Windows on the Future](#). 2000



# Engage Learning Model

---

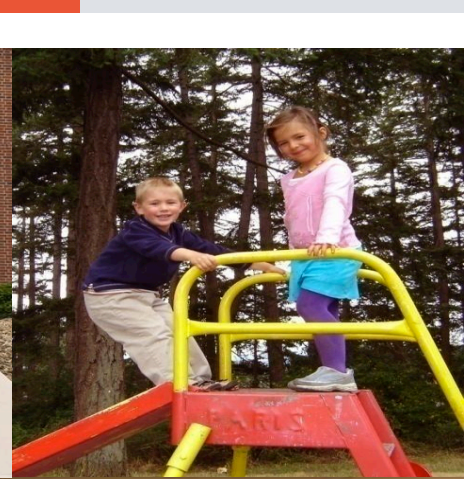
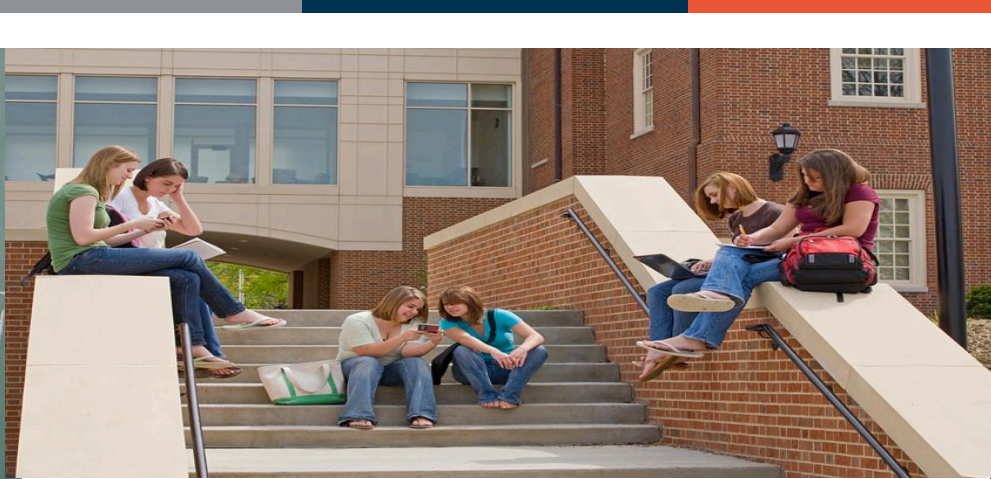



# Engage Learning Model

---

- Fosters deep understanding through hands-on and minds-on learning for all students
- Provides students the opportunity to explore, ask questions and find solutions to real world issues
- Improves student engagement
- Focuses on all students' learning styles
- Leverages critical thinking skills
- Deepens understanding of content





**In the 21<sup>st</sup> century, your child will need specific skills to thrive. ELM supports these skills.**



# Soft Skills

|                            |   |
|----------------------------|---|
| <b>Autonomy</b>            | “owning” learning and being proactive about making a plan and overcoming challenges encountered along the way |
| <b>Collaboration</b>       | taking on individual roles while working together as a team toward a common goal                              |
| <b>Communication</b>       | sharing ideas and information clearly and effectively   |
| <b>Creativity</b>          | generating original ideas, solutions, and products  |
| <b>Critical Thinking</b>   | interpreting and analyzing information to solve real problems   |
| <b>Growth Mindset</b>      | seeing challenges and mistakes as opportunities to learn something new  |
| <b>Professional Ethics</b> | showing integrity and honoring commitments  |

# How can I help my child?

---

If your child says...

*“We had to take a test before the teacher taught us anything.”*

*The student is referring to the pre-assessment. Ask what the answers told him/her about what needs to be learned and how that can help make a plan for DIYs & Workshops for the unit.*



# How can I help my child?

---

If your child says...

*“I asked a question and the teacher won't tell me the answer.”*

*Ask about where the teacher may have put the answers for the class to find. Ask about DIYs and Workshops for the unit.*





# How can I help my child?

---

If your child says...

*“My teammates aren’t doing what they are supposed to be doing.”*

*Ask about team roles and how the team resolves conflict.*



# How can I help my child?

---

If your child says...

*“I am not sure what to research,” or “I don’t know what the teacher wants.”*

*Ask about Project Requirements for the unit.  
Ask your child what his/her Need to Knows are.*



# How can I help my child?

---

If your child says...

*“I had to teach my teammates today.”*

*Ask about workshops and sharing what they researched with other members of the team.*



# Conclusion

---

Share how parents will be informed on ELM progress.

Thank you

